



MBE Minerals (Zambia) Ltd. Zambia  
Balance Sheet As At 31.03.2023

Particulars	Note No	As at March 31,2023	As at March 31,2022
		INR	INR
<b>I EQUITY AND LIABILITIES</b>			
1 Shareholders' funds			
(a) Share capital	1	2,07,965	2,07,965
(b) Reserves and surplus	2	(3,65,25,117)	(3,65,25,117)
(c) FCTR		24,41,850	(2,75,857)
3 Current liabilities			
(a) Short-term borrowings	3	3,98,96,127	4,30,91,930
(b) Trade payables	4	25,50,417	27,58,904
<b>TOTAL</b>		<b>85,71,242</b>	<b>92,57,825</b>
<b>II ASSETS</b>			
1 Non-current assets			
2 Current assets			
(a) Cash and Bank Balances	5	1,97,352	2,13,161
(b) Short-term loans and advances	6	83,73,890	90,44,664
<b>TOTAL</b>		<b>85,71,242</b>	<b>92,57,825</b>

The notes are an integral part of these financial statements.

Certified on behalf of the Board for consolidation purpose with McNally Bharat Engineering Company Ltd.

  
 PRADYUMAN BAIDYA  
 (CFO)  
 McNALLY BHARAT ENGINEERING CO. LTD.

  
 SRINIVASH SINGH  
 (CEO)  
 McNALLY BHARAT ENGINEERING CO. LTD.



MBE Minerals (Zambia) Ltd. Zambia



Statement of Profit and Loss For The Year Ended 31.03.2023

Particulars	Note No	Year Ended	Year Ended
		March 31,2023	March 31,2022
		INR	INR
I Revenue from Operation		-	-
II Other Income		-	-
III Total Revenue (I+II)		-	-
Expenses :			
IV Cost of materials consumed		-	-
Outsourcing expenses to outsiders for job work		-	-
Employee benefit expenses		-	-
Finance cost		-	-
Depreciation and amortization expenses		-	-
Other expenses	7	-	4,191
Total Expenses		-	4,191
V Profit before tax (III - IV)		-	(4,191)
VI Tax Expense :		-	-
VII Profit for the period (V - VI)		-	(4,191)

The notes are an integral part of these financial statements.

Certified on behalf of the Board for consolidation purpose with McNally Bharat Engineering Company Ltd.

  
  
**PRADYUMAN BAIDYA**  
**(CFO)**  
**McNALLY BHARAT ENGINEERING CO. LTD.**


  
  
**SRINIVASH SINGH**  
**(CEO)**  
**McNALLY BHARAT ENGINEERING CO. LTD.**

MBE Minerals (Zambia) Ltd. Zambia  
Notes to Financial Statement For The Year Ended 31.03.2023


	(All figures in INR) As at March 31,2023	(All figures in INR) As at March 31,2022
<b>1 Share Capital :</b>		
Issued and Paid up Share Capital	2,07,965	2,07,965
	<u>2,07,965</u>	<u>2,07,965</u>
<b>2 Reserves and Surplus :</b>		
Opening Balance	(3,65,25,117)	(3,65,25,117)
	<u>(3,63,17,152)</u>	<u>(3,63,17,152)</u>
<b>3 Short-term borrowings :</b>		
Secured :		
Loan from Holding Company	3,98,96,127	4,30,91,930
	<u>3,98,96,127</u>	<u>4,30,91,930</u>
<b>4 Trade payables :</b>		
Trade Creditors	25,50,417	27,54,713
	<u>25,50,417</u>	<u>27,54,713</u>
<b>5 Cash and Bank Balances :</b>		
Bank Balances in Current Account	1,97,352	2,13,161
	<u>1,97,352</u>	<u>2,13,161</u>
<b>6 Short-term loans and advances :</b>		
Unsecured considered good		
Holding Company Reimbursement Account	83,73,890	90,44,664
	<u>83,73,890</u>	<u>90,44,664</u>
<b>7 Other Expenses :</b>		
Miscellaneous Expenses	-	4,191
	<u>-</u>	<u>4,191</u>

The notes are an integral part of these financial statements.

Certified on behalf of the Board for consolidation purpose with McNally Bharat Engineering Company Ltd.



PRADYUMAN BAIDYA  
(CFO)  
McNALLY BHARAT ENGINEERING CO. LTD.



SPRINIYASH SINGH  
(CEO)  
McNALLY BHARAT ENGINEERING CO. LTD.